




# PLURA HOT MELT

Structural Hot Melt System

By **pluvitec**<sup>®</sup>

Polymer-modified membrane  
waterproofing system



# PLURA HOT MELT

## Structural Hot Melt System

It is a **polymer-modified membrane waterproofing system**.

The **Plura Hot Melt Roofing System** is a hot-applied bitumen-based system made by a *primer, hot-applied monolithic bitumen, woven glass reinforcement* and a *membrane*.

### Uses

- Monolithic waterproofing for inverted roofs;
- green roofs;
- roof gardens;
- terrace and ballast protected roofs with limited access in flat (including completely flat) roof specifications.

### The system is made by:

1

#### Plura Hot Melt PRIMER

Cold-applied, low viscosity, solvent-based, modified bituminous, black conditioning sealer.

2

#### Plura Hot Melt REINFORCEMENT MESH

A woven, glass fibre reinforcement mesh for Plura Hot Melt.

3

#### Plura Hot Melt BLOCK MODIFIED BITUMEN

A hot melt, non-toxic, monolithic, polymer-modified bitumen.

4A


#### Plura Hot Melt N4 SURFACE PROTECTION SHEET

Polypropylene textile finished, heavy duty, spunbond, polyester-reinforced bituminous membrane with enhanced UV protection for terrace and or ballast surfacing.

4B

#### Plura Hot Melt A4 ANTI-ROOT SURFACE PROTECTION SHEET

A polypropylene textile finished, heavy duty, spunbond, polyester-reinforced bituminous membrane with root-resistant additive and enhanced UV protection.



### Application

The Plura Hot Melt System is applied in a single application that gives a minimum thickness of 6.5 mm.

Substrates must be conditioned with Plura Hot Melt Primer and allowed to dry, before application of the system.

Boxes of the Plura Hot Melt are heated in a melter fitted with thermometers to control and measure the melt. The melt requires agitation to ensure even heating.

The nominal temperature range for the molten Plura Hot Melt is 150°C to 180°C. The temperature of the melt must never exceed 180°C for any length of time.

Plura Hot Melt reinforcement mesh is to be loose-laid upon the primed substrate. For the purpose of securement, dabbed Plura Hot Melt can be used to spot bond the Plura Hot Melt reinforcement mesh. Overlaps of the reinforcement must be at least 75 mm.

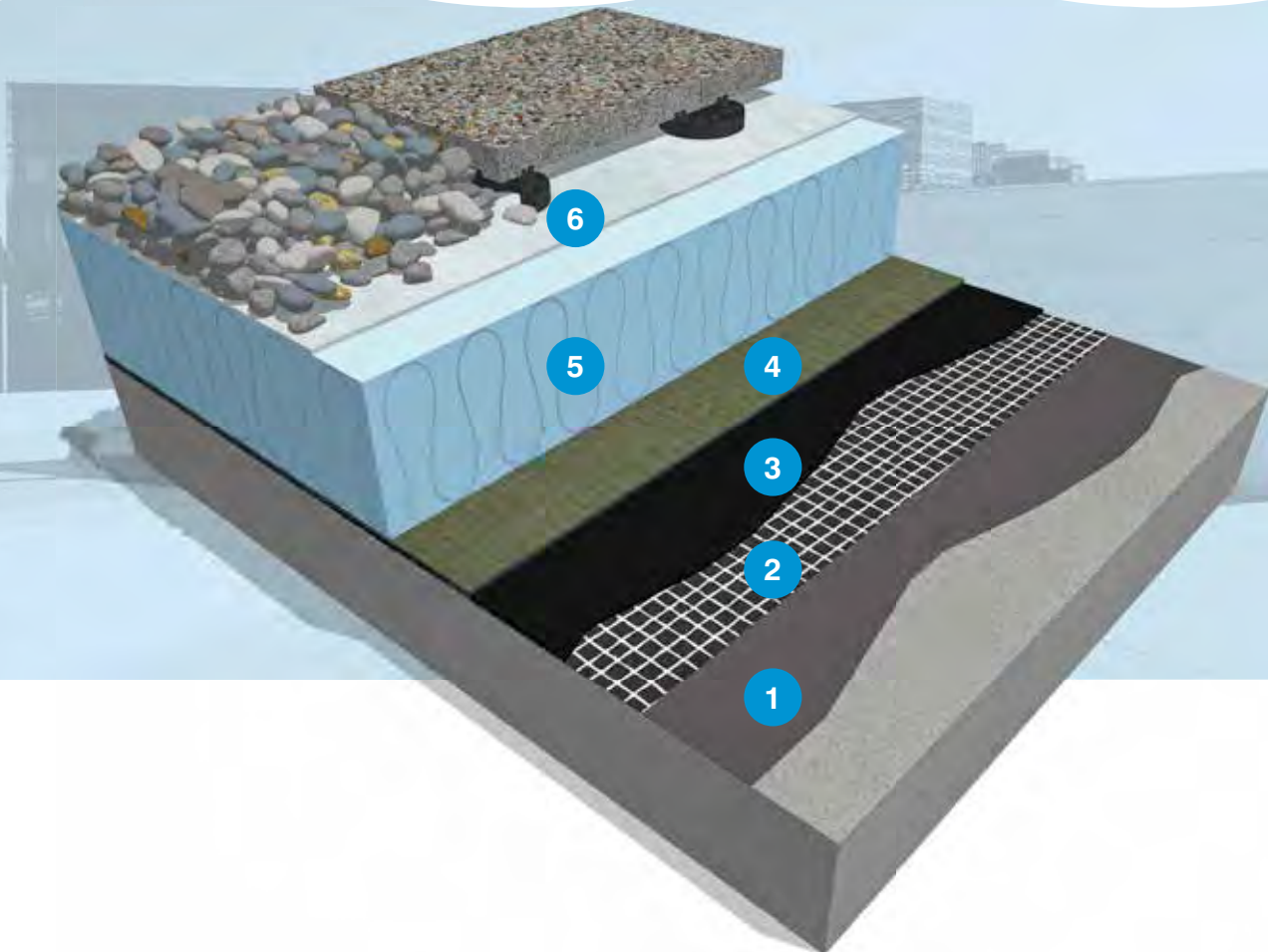
The molten Plura Hot Melt is discharged from the melter into a suitable container and applied to the Plura Hot Melt reinforcement mesh at a minimum coverage rate of 3 kg·m<sup>2</sup>, ensuring that the Plura Hot Melt fully impregnates the reinforcement mesh.

Plura Hot Melt A4 or N4 Surface Protection Sheet is then immediately applied with overlaps of between 75 mm to 100 mm.



## Hot melt roofing system

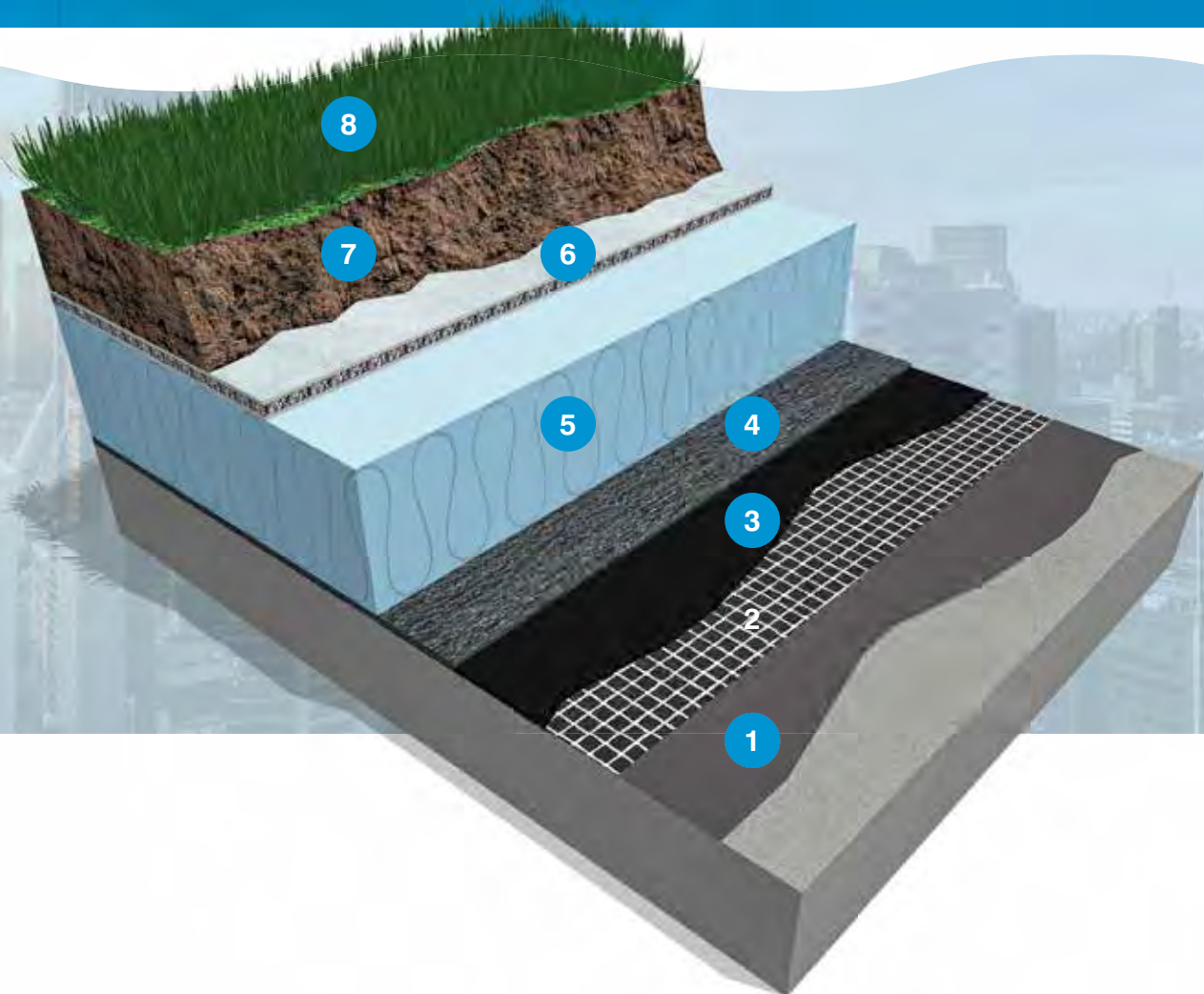
# INVERTED BALLASTED ROOF



- 1 Concrete deck primed with Plura Hot Melt primer
- 2 Plura Hot Melt reinforcement
- 3 Plura Hot Melt modified bitumen
- 4 Plura Hot Melt N4
- 5 XPS
- 6 Geotextile 300 g

## Hot melt roofing system

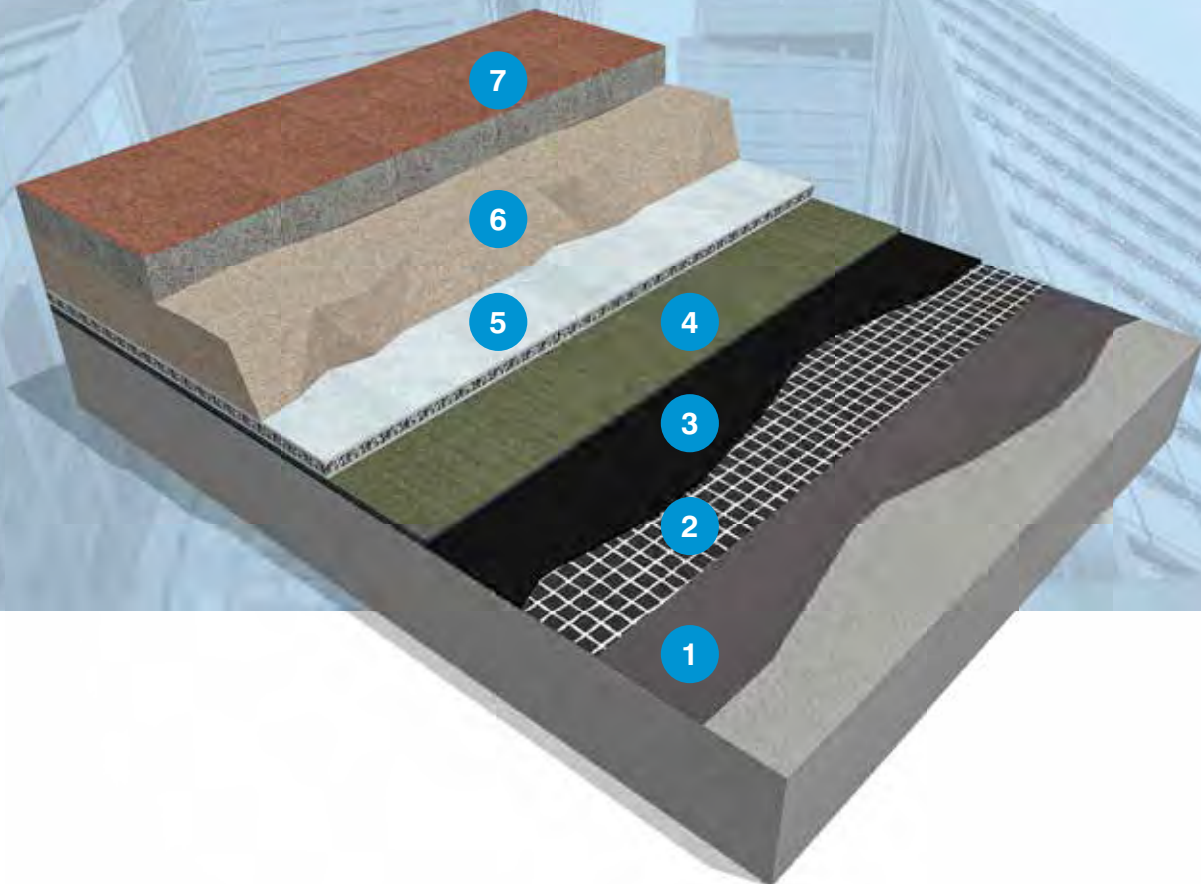
# INTENSIVE GREEN ROOF



- 1 Concrete deck primed with Plura Hot Melt primer
- 2 Plura Hot Melt reinforcement
- 3 Plura Hot Melt modified bitumen
- 4 Plura Hot Melt A4 Anti-root
- 5 XPS
- 6 Geodrain garden
- 7 Growing medium
- 8 Shrubs and plant finishes


# Hot melt roofing system

## PODIUM DECK



- 1 Concrete deck primed with Plura Hot Melt primer
- 2 Plura Hot Melt reinforcement
- 3 Plura Hot Melt modified bitumen
- 4 Plura Hot Melt N4
- 5 Geodrain parking
- 6 Sand/cement sub-base
- 7 Brick paviours/concrete slabs





# **PLURA**

## **HOT MELT**

Structural Hot Melt System

By **pluvitec**<sup>®</sup>

**Matco Srl**

Via Quadrelli, 69 - Ronco All'Adige (VR)  
info@matcosrl.com