

## DO YOU WANT AN ALTERNATIVE TO TRADITIONAL TORCH ON FELT?

ROOF SEAL Liquid Membrane is available in an aesthetic **grey finish** and is compatible for use with almost all common roofing materials. This is a perfect waterproofing solution for **new roofs as well as old roof refurbishment projects**. ROOF SEAL offers a modern alternative to traditional GRP, PU, silicone and bitumen roof coatings.

ROOF SEAL is designed to be used on its own, or in conjunction with a primer, reinforcement mat and sealant, depending on project conditions.

**WATERPROOF YOUR ROOF WITH MINIMAL FUSS IN JUST A FEW SIMPLE STEPS!**




# ROOF SEAL

## ROOF SEAL EDGE TRIMS

Roof perimeter trims for use with the Roof Seal System

### ROOF SEAL TRIM

Aluminium Trim  
c/w drip  
Size: 100mm x 100mm x 3mtr



### ROOF SEAL KERB

Aluminium Kerb  
checks c/w drip  
Size: 100mm x 126mm x 3mtr




### ROOF SEAL INT

Aluminium Internal  
Corner c/w drip  
Size: 100 x 250 x 250mm



### ROOF SEAL EXT

Aluminium External  
Corner c/w drip  
Size: 100 x 250 x 250mm



\*Available to order.

**Laydex**  
Building Solutions

DUBLIN OFFICE  
sales@laydex.ie  
+353 01 642 6600

BELFAST OFFICE  
sales@laydex.com  
+44 28 9038 2223

[www.laydex.com](http://www.laydex.com)

FOLLOW  
US ON



@LAYDEX.GROUP

**bond it**

## ROOF SEAL

WATERPROOF HYBRID ROOF MEMBRANE



THE NEXT GENERATION  
LIQUID ROOFING MEMBRANE  
**100% WATERPROOF**



# ROOF SEAL

WATERPROOF HYBRID ROOF MEMBRANE

## ROOF SEAL LIQUID MEMBRANE 20L / 5L

Roof Seal Liquid Membrane is a one coat roof sealer that comprises a highly reflective liquid applied hybrid coating formulated to a solvent free, non-flammable formulation for professional roofing applications.

Roof Seal has high elasticity, even under climatic weather variations. It does not harden under cold conditions and has very high stability to temperature variations, to UV radiation and to external chemical attack.

## ROOF SEAL PRIMER 2.5L / 12.5L

One-part and solvent-free, Roof Seal Primer is used to prepare bitumen surfaces and roofing felt prior to the application of Membrane. Roof Seal Primer enhances the bond strength of the top coat, is quick and easy to use and prevents bitumen coatings from staining through to the top coat.

## ROOF SEAL CRACKS AND EDGING SEALER

A one part, high quality, flexible material for use with Roof Seal Liquid Membrane. This product can be applied to wet surfaces and is non-shrinking making it ideal for use as a gap-filler where cracks and apertures exist in the roof substrate to be covered.

## ROOF SEAL REINFORCING MAT

A heavy duty, spun bond polyester mat which is tear and puncture resistant. For use with Roof Seal Liquid Membrane system.

## APPLICATION IN 4 EASY STEPS

Here's a step by step guide on how to waterproof your roof.

### STEP 01 A



Clean your deck and fix your trims\*

### STEP 01 B\* - TORCH ON FELT OVERLAY



\*Primer required if going on to a bitumen roof.

### STEP 02



Fill any cracks/holes up to 2mm with Roof Seal Sealant.

Areas subject to movement or gaps >2mm should use the reinforcement matting.

### STEP 03



Apply a minimum 1-2mm Roof Seal coating and embed reinforcement matting into the wet coat.

### STEP 04



Finish with a further 1mm coat of Roof Seal to achieve minimum overall system thickness of 2mm.

**ROOF SEAL Liquid Membrane is an easy-to-apply solution that requires no special training to apply.**

Reinforcement matting is not mandatory but is recommended.  
Coverage: 1ltr per 1m<sup>2</sup> @ 1mm thickness. 2mm minimum required.  
Coverage is a guidance and will vary depending on substrate.

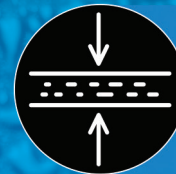
## BENEFITS & FEATURES OF ROOF SEAL LIQUID MEMBRANE



**NO SPECIALIST TRAINING REQUIRED**



**RAIN SAFE IN JUST 60 MINUTES**




**WATERPROOF COAT @ MINIMUM 2MM**



**ADHERES TO ALL COMMON SUBSTRATES**



**SOLVENT-FREE & NON-FLAMMABLE**



**BREATHABLE & PERMANENTLY FLEXIBLE**