

TERanna COMPOSITE DECKING

DESIGN THE DECK OF YOUR DREAMS

Explore the Teranna Composite Decking Range Today

SCAN ME



MADE FROM
100% RECYCLED
MATERIALS



SLIP
RESISTANT



FIRE
RATED



MAINTENANCE
FREE

The top choice for eco-friendly and low maintenance Composite Decking.

TERANNA COMPOSITE DECKING

CONTENTS

- | | | | |
|-----------|--|-----------|---|
| 4 | ECO-FRIENDLY COMPOSITE DECKING
Attractive & Sustainable Choice | 20 | ACCESSORIES
A Range of Decking and Railing Accessories |
| 6 | WHY CHOOSE TERANNA
6 Advantages of Teranna Composite Decking | 22 | PLANNING & INSTALLING
Guidelines for Installing Composite Decking |
| 7 | APPLICATION GUIDE
Suitable for Almost Every Environment | 24 | TERANNA DECKING CALCULATOR |
| 8 | EVER-DECK RANGE
Reversible Boards | 25 | MAINTENANCE & CLEANING |
| 14 | EVER-SHIELD RANGE
The Beauty of Wood | 27 | FAQ
Frequently asked questions |



Sample Swatches & New Sample Cards Available



GET YOUR DECK READY FOR THIS SEASON

Before you decide on your favourite, see and feel TERANNA Composite Decking samples. Find the perfect colour and finish to enhance your outdoor space.

FIND YOUR NEAREST STOCKIST

Call us or scan the QR Code to find your nearest stockist

01 642 6600



WHAT IS COMPOSITE DECKING

Why is Composite Decking the Best for Ireland?



On those treasured sunny days, there is nothing nicer than sitting out on your deck. A deck is the perfect place for a quiet cuppa in the morning.

In the evening, it is the ideal spot to gather with friends for a barbecue.

But what about the other days when it rains?

The Irish climate means that, often, your deck will be wet. That causes two major problems for wood decks. First, it can make a wooden deck surface slippery. Second, it causes the wood to rot, shortening the life of your deck's surface. Given those drawbacks, it is reasonable to question if a deck is a good idea in Ireland.

Are those days sitting in the fresh air worth the days you will spend refinishing or repairing it as the weather takes its toll? **Wooden decks have long been the norm in Ireland. But there is an alternative, an option that gives you a slip-resistant surface and a longer lifespan. The bonus is that it is also lower maintenance. Teranna Composite decking offers the benefits of a deck without the usual downsides of having a deck in Ireland.**

What is Composite Decking?

Composite decking is made from high density polyethylene and recycled wood fibre, with its raw material composition of recycled woods and plastics making it environmentally friendly.

A UV stabilizer has been added to the product to ensure decking boards are fade free. This will also prevent mould and mildew from penetrating and degrading the boards over time.

Teranna Composite decking will generally last over 20 years in outdoor conditions.



What are the Advantages over Timber?

1 SUITED TO A DAMP CLIMATE

Composite is **slip-resistant and rot-resistant**. It's safer, which matters if small children will be running and playing on your deck or if anyone who is frail or unsteady on their feet will be using it.

2 BETTER VALUE FOR MONEY OVER THE LONG TERM

Although the initial cost of composite decking can be higher, the maintenance costs are significantly less than timber and so, composite decks can end up paying for itself in under 10 years.

3 NO STAINING OR PAINTING

Unlike timber, composite doesn't require regular staining or painting. Additionally, as the decking is designed to be **hard-wearing**, the cleaning process requires less time and effort than timber decking.

ECO-FRIENDLY COMPOSITE DECKING

Attractive & Sustainable Choice

We Care about the Environment

OUR MAIN OBJECTIVES ARE:

- To ensure our products exceed expectation
- To create innovative products
- To constantly improve our technology
- To minimise wastage in our manufacturing process
- To conserve precious natural resources
- To lead the way with innovation and creativity




TERANNA Composite Decking
is made entirely from recycled
wood and plastics.

Environmentally Friendly and 100% Recyclable

Teranna Composite Decking is an environmentally friendly product thanks to its **raw material composition of recycled wood and plastics** and provides an attractive yet durable surface for a range of domestic and commercial applications. Teranna contains no toxic chemicals or preservatives.

Composite decking is an innovative product that acts as a perfect alternative to traditional timber decking that requires a lot of work in order to maintain its attractive appearance.

Teranna Composite Decking boards are available in two ranges: **Ever-Deck and Ever-Shield** and provide your deck, balcony or terrace with a maintenance free, slip resistant surface that will look better for longer.



- ✓ TERANNA utilises a unique, environmentally friendly process to turn recycled wood and plastic into strong, moisture resistant boards that are natural-looking, durable and high quality
- ✓ Full resistance to corrosion, moulds and fungi
- ✓ The boards never have to be sealed, stained or painted
- ✓ This type of decking is far more slip-resistant than traditional materials
- ✓ Composite boards don't warp or fade in the sun
- ✓ No splinters or cracks (unlike traditional decking)
- ✓ Suits all styles and budgets whilst maintaining an attractive appearance



WHY CHOOSE TERANNA


6 Advantages of Teranna Composite Decking

Teranna Decking is a great alternative to timber decking. It will withstand all types of harsh weather conditions and will create a comfortable, attractive external living space.

When you're making the significant investment to your home that a deck entails, it's important to consider the time and cost you will spend maintaining a timber deck, rather than enjoying it. Teranna requires minimal maintenance - **no need for painting, staining or sealing!**

Teranna Decking is produced to achieve commercial grade **slip resistance**. Also, Teranna is environmentally friendly and has the perfect balance of quality and sustainability.

Last but not least, Teranna Composite Decking is splinter-free as well, so relax, kick off your shoes and enjoy!



OUTSTANDING APPEARANCE & FEEL UNDER FOOT

- Natural feel & wood touch
- Broad range of finishes and appearance
- Multicolor



DIMENSIONAL STABILITY

- Tested to remain crack free within large temperature variations



MATERIAL QUALITIES

- Low flame spread
- High slip resistance
- Contains no toxic chemicals or preservatives
- Environmental friendly and 100% recyclable



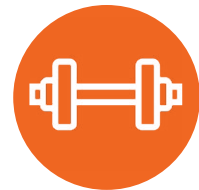
LONGEVITY

- Expected life span in excess of 20 years



INSTALL & MAINTAIN EASILY

- Easy and quick to install
- No need for staining & water sealant
- No painting needed



HIGH STRENGTH

- Excellent screw and nail retention
- High impact resistance
- Great compressive-tensile shear strength
- Superior modulus of elasticity

TERANNA APPLICATION GUIDE

Suitable for Almost Every Environment

Whether being used for residential or commercial purposes, Teranna boards are designed to be easy to clean and maintain with minimal effort.

This environmentally friendly product provides an attractive yet durable surface, suitable for a range of applications. Although the decking requires little attention during its lifespan, it will require a small level of maintenance in every environment.

- 1 Deck of Family Home
- 2 Garden & Outdoor Living Space
- 3 Balcony & Veranda
- 4 Recreational Areas
- 5 Outdoor Public Terrace - Restaurant, Cafe, Bar
- 6 Hospitality
- 7 Social Housing
- 8 Swimming Pool

ULTRA PROTECTION

Resists stains, scratches, spills and fade

FIRE RATING

Class Dfl, S1

WEATHER RESISTANT

No water absorption, resistance to low and high temperature

Teranna Ever-Deck range is available in 4 standard colours that will cater for all tastes and will create an attractive external living space in your home. It boasts excellent safety characteristics most notably it's excellent anti-slip ratings.

Ever-Deck comes with double-sided wide or thin grooves, while Ever-Deck +Plus comes with a wood grain or grooved finish. Teranna Ever-Deck has a wide range of applications ranging from small balconies and verandas; through to the decks of family homes and large commercial projects, such as swimming pools and recreational areas.


DOUBLE SIDED BOARDS

The composite technology ensures durability and high resistance to abrasion, external mechanical forces and biological agents such as salt and chlorine. There is no need for any impregnation, and yet Ever-Deck boards won't lose their properties over time.

DARK BROWN



GRAPHITE



SLATE GREY




CHESTNUT



+PLUS

+PLUS

NEW!



Weight: 2.52 kg/m
3.6 m long



RESISTANT TO FUNGI, LICHENS AND INSECTS

- Teranna is fungi and lichens resistant and does not attract insects.



RESISTANT TO UV RAYS

- Through the use of high quality pigments and UV filter additive, we have obtained unprecedented colour depth of our products.



NON-SLIP SURFACE

- Highly durable material with exceptional anti-slip properties to both European and ASTM standards.



FIRE RATED

- The product is made of safe materials which allow a Class D Fire Rating to be achieved. Up to a Class B fire rating can be achieved by using our Ever-Deck FR decking board.

Contact us for further information.



GREAT VALUE

- No annual oiling required.
- No need for maintenance and painting.
- Saves money and time.



WEATHER RESISTANT

- Suitable for all weather conditions, low and high temperatures.

EVER-DECK DARK BROWN

WIDE OR THIN GROOVES



EVER-DECK FR

FIRE RATED DECKING

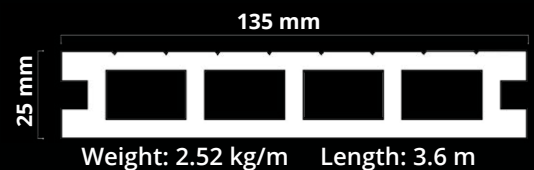
Why choose Teranna Ever-Deck FR Graphite?

- Teranna Ever-Deck FR Graphite is made of fire-safe materials and is Class B fire-rated.
- Class B fire-rated composite decking is more resistant to fire than class D fire-rated composite decking.
- Made from higher quality materials, making it more durable and longer lasting.
- A great choice for areas where fire risk is a concern, such as commercial buildings or high rise constructions.



TERANNA EVER-DECK FR GRAPHITE vs TRADITIONAL TIMBER DECKING

- **FIRE RATING**
Class Bfl in accordance with EN 13501-1
- **SLIP RESISTANCE**
≥36 PTV test in Wet & Dry conditions
- **CE CERTIFIED**
- **LIFE EXPECTANCY OF 20+ YEARS**



ULTRA PROTECTION

- The shield gives the boards superior protection.



HIGH QUALITY

- Made of high quality materials, ensures durability and resistance.



AFFORDABLE

- TERANNA Composite Decking boards are affordable.



EVER-DECK FR GRAPHITE

WIDE OR THIN GROOVES





 **EVER-DECK +PLUS**




EVER-DECK +PLUS SLATE GREY

A WOOD GRAIN OR GROOVES

NEW!

 **EVER-DECK +PLUS**



EVER-DECK +PLUS CHESTNUT
A WOOD GRAIN OR GROOVES

Eco-Friendly Choice








Teranna Ever-Shield is authentic timber effect decking, which retains its beauty for decades. Slip resistant, easy to install, reliable, and safe, Teranna creates outdoor settings where people love to spend time.

The Ever-Shield range protective shield looks and feels like natural wood. It's the latest innovation in composite decking providing an aesthetically beautiful product that performs to the highest standards. It's center consists of a unique blend of **recycled environmentally friendly raw materials** that ensure superior product performance without harming the environment.

Ever-Shield won't splinter or crack making your home barefoot safe. Teranna is also resistant to rot, cracking or insect damage. It requires low maintenance with no need for painting, staining or sealing.

Available in several colours to suit any taste and complement any exterior. Ever-Shield will look like new for years.

MOCHA

TEAK

WALNUT

SILVER GREY


Weight: 3.13 kg/m
3.6 m long



ECO-FRIENDLY

- Teranna is made from recycled materials and can be recycled.



NATURAL WOOD LOOK

- Looks and feels like natural wood.
- Available in 4 colours.



PROVEN PERFORMANCE

- High performance thanks to advanced engineering.




EVER-SHIELD MOCHA






EVER-SHIELD TEAK





EVER-SHIELD WALNUT





EVER-SHIELD SILVER GREY



LONGEVITY

- Expected life span in excess of 20 years



DIMENSIONAL STABILITY

- Tested to remain crack free within large temperature variations



INSTALL & MAINTAIN EASILY

- Easy and quick to install
- No need for staining & water sealant
- No painting needed

ACCESSORIES

A Range of Decking and Railing Accessories



Available in:

- Dark Brown
- Graphite

 Post 120 x 120 x 1100mm	 Hand Rail 100 x 66 x 1480mm	 Spindle 61 x 45 x 720mm	 Support Baluster 106mm - Cube
 Cap 31 x 20mm	 Skirt 31 x 20mm	 Steel Holder 140 x 140 x 800mm	 Connections 32 x 80mm



DECKING RAILING AND POSTS

Composite Railing & Posts are the perfect alternatives to traditional timber railing due to their low maintenance and high durability ensuring longevity in the aesthetic appearance of the decking rails.



HYBRID START CLIPS

Our Starter Clips are used to secure the first deck board on the open end of the deck facing the home. These clips are barely visible and can be covered by our edge solutions.



HYBRID CLIPS

A hybrid clip system is made up of stainless steel and rubberised plastic. The choice of materials enhance the performance. Clips are simple to use and quick to install.



AVAILABLE FOR:
EVER-SHIELD
EVER-DECK



COMPOSITE HOLLOW JOISTS

Teranna Hollow Joists are the foundation of any Teranna Composite Deck. They are rigid, durable and securely support the installation of the deck.

Dimensions: 30 x 50 x 3600mm



ALUMINIUM HOLLOW JOISTS

Teranna Aluminium Joists are the perfect support foundation for any Teranna Composite Deck. Rigid and durable, Teranna Aluminium Joists will not rot, split or warp.

Dimensions: 40mm X 50mm X 3600mm



ALUMINIUM SEALED EDGE

Teranna Aluminium Sealed Edge pieces are lightweight and can finish the edge of the deck. They are available in aluminium material and are available in matching colours to our composite decking range. Aluminium Sealed Edges come in 2.2mt.

Available in:

Dimensions: 40 x 50 x 2200mm

- Teak
- Walnut
- Silver Grey
- Mocha
- Dark Brown
- Graphite
- Chestnut
- Slate Grey



FASCIA BOARD

Teranna Fascia Boards are used in areas where the deck may be raised. They are installed over exposed sides to ensure that the underneath of the deck is not visible.


Available in:

Dimensions: 180 x 10 x 3600mm

- Dark Brown
- Graphite
- Chestnut
- Slate Grey

Dimensions: 170 x 10 x 3600mm

- Walnut
- Silver Grey
- Mocha



NOSING BOARD

Teranna Nosing Boards provide an edge to Teranna Composite Decking. They are the ideal alternative to edge strips and edge caps.

Available in:

Dimensions: 135 x 25 x 3600mm

- Dark Brown
- Graphite
- Chestnut
- Slate Grey

Dimensions: 140 x 23 x 3600mm

- Walnut
- Silver Grey
- Mocha



END CLIP / CAP

Teranna End Clips are designed to clip into the edge boards of the Teranna deck, eliminating the need for edge strips.

Available in:

Dimensions: 135 x 25 x 40mm

- Dark Brown
- Graphite
- Chestnut
- Slate Grey

Dimensions: 140 x 23 x 40mm

- Teak
- Walnut
- Silver Grey
- Mocha



STAIR BOARD

The unique Teranna Stair Boards is angled to form steps from the Teranna deck. They are a far less labour intensive and an easier to apply alternative to tradition decking step applications.

Available in:

Dimensions:

98.5 x 45 x 3600mm

- Dark Brown
- Graphite
- Chestnut
- Slate Grey



AVAILABLE FOR:

**EVER-SHIELD
EVER-DECK**



PLANNING AND INSTALLING

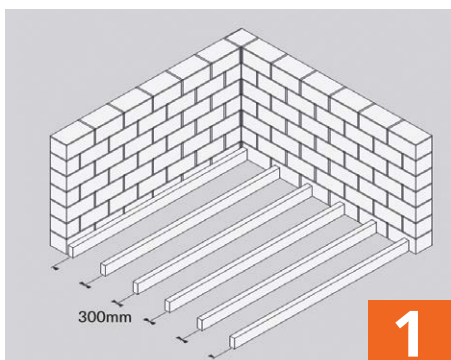
Guidelines for Installing Composite Decking

As with other building work it is important to work safely and to take suitable safety precautions including the wearing of protective clothes, gloves, safety goggles and dust mask.

Key Considerations

- We recommend **allowing your boards to acclimatise on site for a minimum of 24 hours** prior to installation. They should be kept flat, dry and raised off the ground. We don't recommend installing in temperatures below 5°C.
- Your decking boards can be worked with normal woodworking tools. We recommend using a wood saw with a fine-tooth blade to cut boards to size. When cutting, care should be taken to ensure that boards are properly supported.
- **Ensure there is adequate drainage under your deck.** We recommend a minimum fall of at least 1 in 100 (1%) that runs away from any adjoining buildings. Boards should run lengthways to help water disperse.
- **Room for expansion and contraction** of the decking boards must be considered with a minimum of a 10mm perimeter expansion gap required from fixed objects (e.g. walls).
- **Proper ventilation is critical to your deck.** Boards should be installed on to an appropriate substructure allowing for proper airflow into and out of the subconstruction. Inadequate ventilation can lead to excessive expansion/contraction which will result in cracked or warped decking boards.

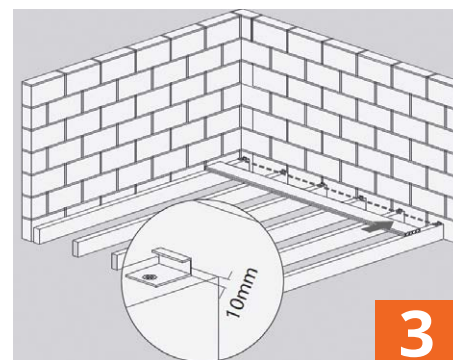
Installation



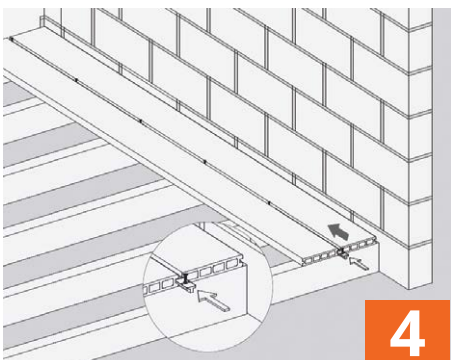
We recommend using 50 x 100mm treated timber joists at centres of 300mm with a minimum of a 1% fall to help water naturally disperse.



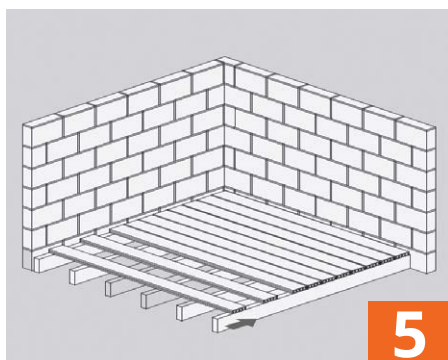
Secure starter clips in line with the joists. It is critical that a perimeter expansion gap of at least 10mm is provided between the decking and the wall and any other fixed objects. Ensure the boards do not overhang the joist at the edge by more than 25mm.



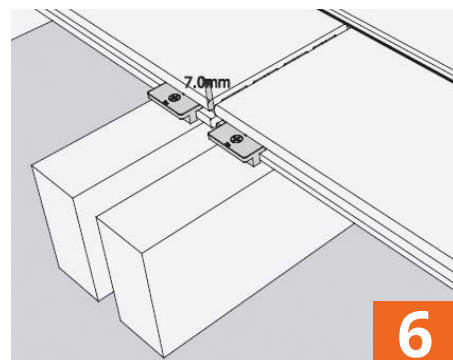
The first decking board should be secured with starter clips and thereafter use one universal clip and screw on every joist. Do not screw or nail through the decking board and do not overtighten at this point.



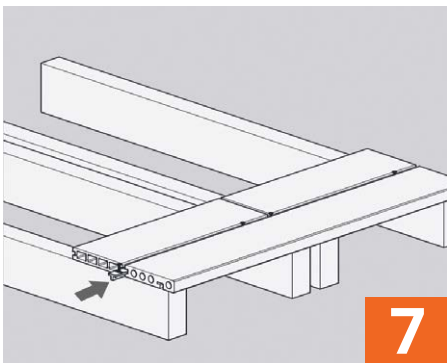
Take your next decking board and securely push into the universal clips. Nip the screw to secure.



Continuing installing the decking boards in this manner.

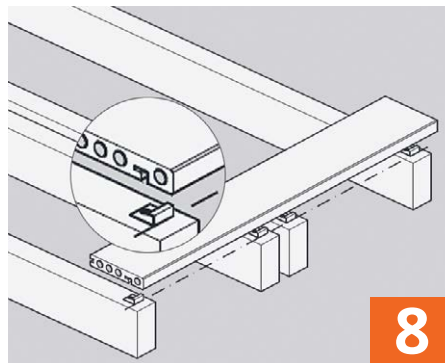


Two independent joists are required where boards ends meet with a 30mm gap provided between the joists. A 5-7mm expansion gap should be allowed between the board ends.



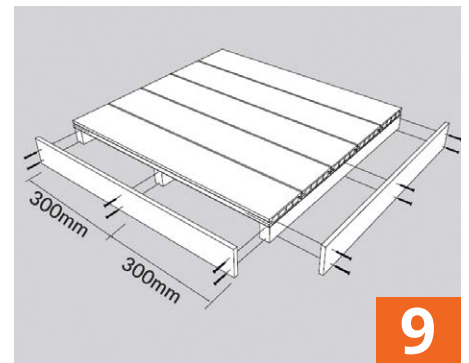
7

Fit the final boards by first measuring the width of the final two boards to determine where the outer edge of the final board will lie. Mark these areas. Using these marks for starter clips and slot the final board into place. Now insert the penultimate board, slide down the required number of universal clips and fix these into place.



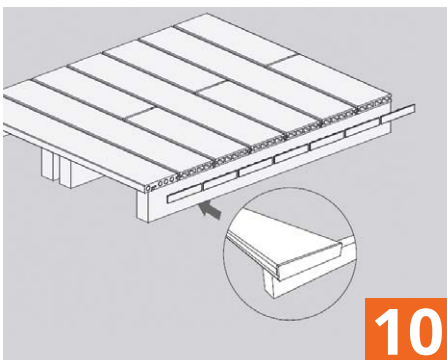
8

The nosing board can be installed similar to the decking boards. Begin by fixing the starter clip on to your outer joist. Once the outside of the board is fixed, attach the universal clip to the inside edge of the board and fix to the subframe.




9

If using fascia, drill pilot holes with counterbore through the fascia at 300mm intervals. According to ambient temperature allow a minimum of a 5mm expansion gap between the end of the deck board and the fascia. Screw fascia to the joists. Always screw fascia to the joist at a 90° degree angle.



10

If using end caps, push the end caps into the exposed hollow board ends. We recommend applying a small amount of a High Grab External Adhesive to the end caps for extra adhesion. Wipe away any excess from the edge of the cap.



11

(1) Single decking plank should not be over 4000mm. Our Teranna boards are all 3600mm long.
(2) We do not recommend having an overhang of the board over the joist of more than 25mm.



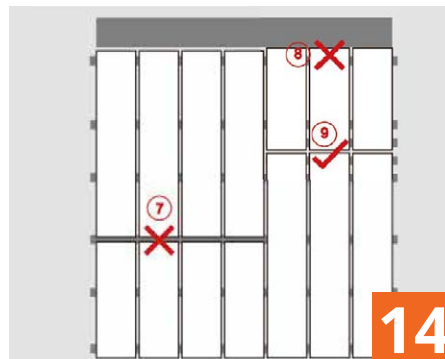
12

(3) Two joists are not used for each plank at the jointure.
(4) The joints between decking boards should be staggered.



13

(5) Two joists are needed for each plank at the jointure.
(6) The space for each plank at the jointure should be at least 5mm.
(7) Two joists are not used for each plank at the jointure.



14

(9) Two joists are needed for each plank at the jointure and with right space between two decks.



TERANNA DECKING CALCULATOR

Count how many boards you need for your decking project*

DECKING RANGE	10m ²	15m ²	20m ²	25m ²	30m ²	35m ²	40m ²	45m ²	50m ²
EVER-SHIELD	19.8	29.7	39.7	49.6	59.5	69.4	79.3	89.2	99.2
EVER-DECK	20.6	30.9	41.2	51.5	61.8	72.1	82.4	92.7	102.9

*Please note these quantities are a guide only and we would recommend a complete assessment is done of the exact requirements prior to purchasing.

CARE AND MAINTENANCE

How to Clean and Maintain Composite Decks

All exterior building products require periodic cleaning and Teranna is no different – thankfully Teranna requires very little! Cleaning will help to maintain the beauty and longevity of your deck and is a simple way of protecting your investment. We recommend you wash your deck once a year (in spring or summer) with water and soap (using a scrub brush if possible following the grooves in the boards).

It's recommended to use a blade to clean the space between each board to maintain good drainage and ventilation. For more information of maintenance, please refer to the table below.

SCRATCH

Slight scratches don't matter and won't impact on the appearance of your decking. A light metal brush or a medium grade sanding paper can be used if you insist on removing such scratches.

GENERAL DIRT & DEBRIS

The affected area should be sprayed with a hose to remove surface debris. Use warm soapy water and a soft bristle brush to remove dirt and debris from the embossing pattern.

ICE & SNOW

A plastic shovel should be used to remove snow from your deck. Use calcium chloride or rock salt to melt the snow and ice from the deck surface.

OIL / GREASE / FOOD

All food spills should be removed as soon as possible. The surface must be cleaned within seven days to maintain the stain warranty. To remove, spray off with a hose and use warm, soapy water and a soft bristle brush to remove spills from the embossing pattern.

MOULD & MILDEW

If debris such as pollen and dirt is allowed to remain on the deck surface long term, mould can form and attack the protective layer.

Using a hose and warm soapy water with a soft bristle brush, it is recommended to remove the mould.

Cleaning Composite Decking in Three Easy Steps

The beauty of composite decking is that it requires little cleaning and if you are organised, you will be able to get this done in a couple of hours, especially during the summer months when the decking is dry.

STEP 1 PREPARE YOUR DECKING

Before you begin cleaning, you should remove any furniture such as chairs, tables or plants as this will ensure you clean all areas and see any hidden debris or dirt. Also, if your decking is situated in direct sunlight, you should plan to work in small sections. This will prevent dirty water and suds from drying onto the surface before you can wash it away.

STEP 2 BRUSH THE DECK

You should regularly set aside a small amount of time to sweep away any debris and keep your deck clear of dirt. While sweeping by hand is an effective way to rid your decking of dirt, you could also use a vacuum, as the brush attachments will allow you to remove dirt and debris from between the decking boards.

STEP 3 REMOVE STUBBORN DIRT

After sweeping your decking, you may find that there is still some stubborn dirt or stains that won't go away. If this is the case, you should thoroughly hose your deck to loosen and remove any surface debris. Mix warm water and mild liquid detergent and, using a soft bristled brush, clean the deck with the cleaning solution and rinse with water. As well as removing stubborn dirt, this will also get rid of any mould or mildew and so, it is important to do this twice a year.




Can I Use A Pressure Washer?

Although using a pressure washer is no more effective than cleaning your decking by hand, it is a much faster method, particularly for those who have a larger deck. However, if you decide to pressure wash, it should be done with caution as it can strip the protective coating and damage the decking boards. You should stay a minimum of 8 inches away from the deck surface at all times, spray in the direction of the grain, use a wide fan-tip nozzle and rinse away any soap thoroughly.



TERANNA DECKING IMAGE GALLERY

Composite decking is the modern answer to this age-old dilemma faced by DIY enthusiasts and commercial builders alike. Practically every frustration commonly encountered with wood decking is lifted with what is known as composite decking, an innovative upgrade that will provide the same high level of enjoyment for years and years.



FREQUENTLY ASKED QUESTIONS

What is the composite decking made of?

Our decking is manufactured from HDPE (high density polyethylene) and recycled wood fibre. Unlike other composite decking products, our technology will prevent mould and mildew from penetrating and degrading the boards.

How many colors are available?

Ever-Deck in 4 colours and Ever-Shield in 4 colours.

Can I get a matching railing system?

Yes, please contact us for further information.
Email: sales@laydex.ie
Phone: +353 1 642 6600

What spacing is required for my joists?

The joists are to be spaced no further than 16" (400mm) on centre for standard installations and 12" (300mm) on centre for commercial applications. All stairs should be built 12" on centre.

How much more does composite decking cost compared with timber?

Composite decking is slightly more expensive than timber, but reduced maintenance costs add up to a greater value than timber – not to mention the value of all the time you get to spend enjoying your deck rather than working on it.

How does the product fade over time?

There is a high quality UV stabilizer added to the product to make it fade resistant. However with all composite products you should expect that there will be a minor initial fading over the first 10-12 weeks.

What lengths are available?

Deck boards are available in 3.6 meter lengths.

Can I install Teranna Composite Decking myself?

Our composite decking is one of the easiest materials to install. Should be easy to install for both DIY enthusiasts and builders alike. Please consult with an engineer if you are unsure on any aspect of your deck.

What is the lifespan of Teranna?

Expected lifespan in excess of 20 years under the condition of outdoor weather.

Is there any guarantee with the decking products?

Yes, there's a 15-year guarantee for Ever-Shield and 10-year guarantee for Ever-Deck decking boards.

Can I recycle decking boards when I decide to replace them?


Of course. Teranna Composite Decking is 100% recyclable.

How do I clean my deck?


The simplest method is to wash the deck with a mild soap and water, power washing offers excellent results as well.



EVER-DECK



DARK BROWN



GRAPHITE



CHESTNUT +PLUS



SLATE GREY +PLUS

EVER-SHIELD



WALNUT



TEAK



MOCHA



SILVER GREY

