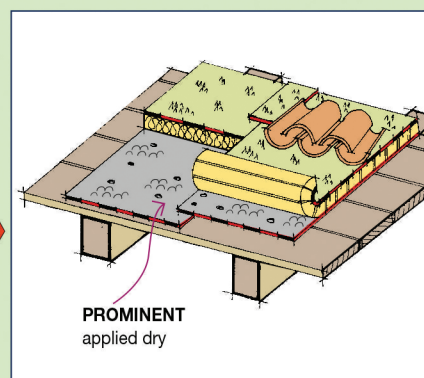
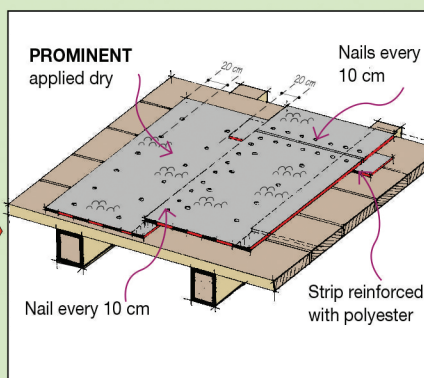
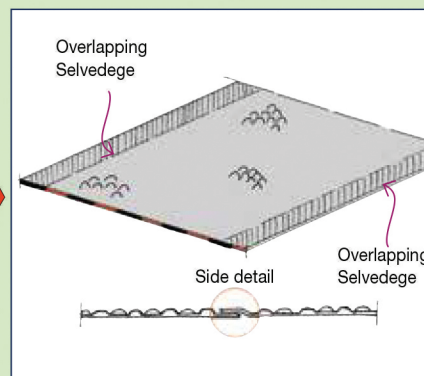


## APPLIED DRY. JOINT NAILING



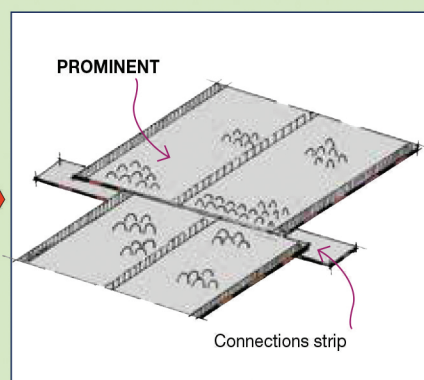

## LONGITUDINAL OVERLAPS

The longitudinal overlapping strips form the same thickness between the embossed zone and the overlap.



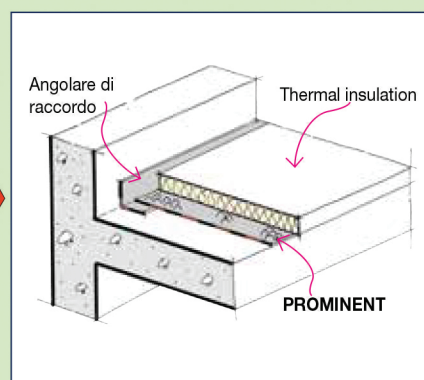

## HEAD OVERLAP

On the short side the sheets should be butt jointed and sealed with a 14cm wide strip of membrane (DEFEND 3 mm, NOVA/V 3mm) that has previously been bonded to the support.



## UPSTAND

A 20-cm high strip of membrane will be applied in the corner near the upstands (Defend 3, Nova V3). PROMINENT will be fully bonded on the surface starting from the upstands.



## DRAINING VAPOUR BARRIER

Another advantage is the possibility of installing a second vent at the same level as the PROMINENT vapour barrier, which allows any infiltration of water to drain, leaving the insulation dry.

