

# TPE ANGULAR DRAIN

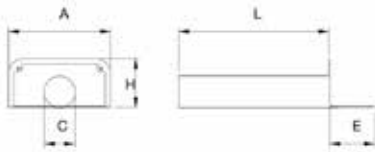


## Description

The angular roof drain with round exit spigot is provided with a 500 mm long drain spigot which could be easily made longer simply by using a standard plastic pipe.

## Features

- Predisposed for the insertion of a "connector"
- Shank length 500 mm
- Reinforced edge
- "Dovetail" bas-relief to facilitate the attachment of the cast bitumen
- Radiused 90° corner element
- Predisposed for the installation of a leaf-guard.



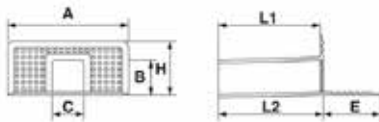
## Technical characteristics

	ø 63	ø 75	ø 80	ø 90	ø 100	ø 110	ø 125
<b>A</b>	340	340	340	340	340	340	340
<b>C</b>	63	75	80	90	100	110	125
<b>E</b>	150	150	150	150	150	150	150
<b>H</b>	133	133	133	165	165	165	185
<b>L</b>	500	500	500	500	500	500	500
<b>Pcs per box</b>	8	8	8	8	8	8	7
<b>Pcs per pallet</b>	80	80	80	80	80	80	70



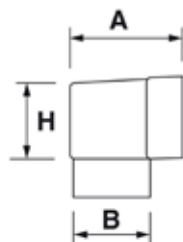
## Features

- Predisposed for the insertion of a "connector"
- Shank length 375 mm
- Reinforced edge
- "Dovetail" bas-relief to facilitate the attachment of the cast bitumen
- Radiused 90° corner element
- Predisposed for the installation of a leaf-guard.



## Technical characteristics

Type	A	B	C	E	H	L1	L2	Pcs per box	Pcs per pallet
<b>90°</b>	340	92	92	145	168	375	375	5	80



## Pipe adaptors for angular drain

Type	A	B	H	Pcs per box	Pcs per pallet
<b>ø 80</b>	148	78	95	10	700
<b>ø 100</b>	148	96	96	10	700

Pluvitec reserves the rights to change or modify the nominal values without prior notice or advice.