

DuPont de Nemours (Luxembourg) S.à r.l.

Rue General Patton
L-2984

Luxembourg

Tel: 01275 337660 Fax: 01275 879773

e-mail: tyvek.construction@lux.dupont.com

website: www.tyvekhome.com



Agrément Certificate

90/2548

Product Sheet 7

TYVEK CONSTRUCTION MEMBRANES

TYVEK UV FACADE

This Agrément Certificate Product Sheet⁽¹⁾ relates to TYVEK UV Facade, a polyolefin breather membrane for use in timber-frame wall construction and as a weather-resistant layer behind rain-screen cladding with open joints.

(1) Hereinafter referred to as 'Certificate'.

CERTIFICATION INCLUDES:

- factors relating to compliance with Building Regulations where applicable
- factors relating to additional non-regulatory information where applicable
- independently verified technical specification
- assessment criteria and technical investigations
- design considerations
- installation guidance
- regular surveillance of production
- formal three-yearly review.



KEY FACTORS ASSESSED

Weathertightness — the product will contribute to protecting a wall against water penetration (see section 6).

Risk of condensation — the product has a low resistance to water vapour transmission and will reduce the risk of interstitial condensation (see section 7).

Strength — the product has adequate strength to resist the loads associated with the construction of the wall (see section 8).

Durability — the product, when used as a breather membrane in timber frame construction, will have a service life comparable with other similar elements of construction, eg vapour control layers (see section 11).

The BBA has awarded this Certificate to the company named above for the product described herein. This product has been assessed by the BBA as being fit for its intended use provided it is installed, used and maintained as set out in this Certificate.

On behalf of the British Board of Agrément

Date of First issue: 7 October 2015

John Albon — Head of Approvals
Construction Products

Claire Curtis-Thomas
Chief Executive

The BBA is a UKAS accredited certification body — Number 1113. The schedule of the current scope of accreditation for product certification is available in pdf format via the UKAS link on the BBA website at www.bbacerts.co.uk

Readers are advised to check the validity and latest issue number of this Agrément Certificate by either referring to the BBA website or contacting the BBA direct.

British Board of Agrément
Bucknalls Lane
Watford
Herts WD25 9BA

©2015

tel: 01923 665300
fax: 01923 665301
clientservices@bba.star.co.uk
www.bbacerts.co.uk

Regulations

In the opinion of the BBA, TYVEK UV Facade, if installed, used and maintained in accordance with this Certificate, can satisfy or contribute to satisfying the relevant requirements of the following Building Regulations (the presence of a UK map indicates that the subject is related to the Building Regulations in the region or regions of the UK depicted):



The Building Regulations 2010 (England and Wales) (as amended)

Requirement:	C2(b)	Resistance to moisture
Comment:		The product will contribute to a wall meeting this Requirement. See section 6.1 of this Certificate.
Requirement:	C2(c)	Resistance to moisture
Comment:		The product can contribute to limiting the risk of interstitial condensation. See section 7.1 of this Certificate.
Regulation:	7	Materials and workmanship
Comment:		The product is acceptable. See section 11 and the <i>Installation</i> part of this Certificate.



The Building (Scotland) Regulations 2004 (as amended)

Regulation:	8(1)	Durability, workmanship and fitness of materials
Comment:		The product is acceptable. See section 11 and the <i>Installation</i> part of this Certificate.
Regulation:	9	Building standards applicable to construction
Standard:	3.10	Precipitation
Comment:		The product will contribute to a wall satisfying clauses 3.10.1 ⁽¹⁾⁽²⁾ and 3.10.5 ⁽¹⁾⁽²⁾ of this Standard. See section 6.1 of this Certificate.
Standard:	3.15	Condensation
Comment:		The product can contribute to limiting the risk of interstitial condensation, with reference to clauses 3.15.1 ⁽¹⁾⁽²⁾ and 3.15.5 ⁽¹⁾⁽²⁾ of this Standard. See section 7.1 of this Certificate.
Standard:	7.1(a)	Statement of sustainability
Comment:		The product can contribute to meeting the relevant requirements of Regulation 9, Standards 1 to 6 and therefore will contribute to a construction meeting a bronze level of sustainability as defined in this Standard.
Regulation:	12	Building standards applicable to conversions
Comment:		All comments given for this product under Regulation 9, Standards 1 to 6 also apply to this Regulation, with reference to clause 0.12.1 ⁽¹⁾⁽²⁾ and Schedule 6 ⁽¹⁾⁽²⁾ . (1) Technical Handbook (Domestic). (2) Technical Handbook (Non-Domestic).



The Building Regulations (Northern Ireland) 2012 (as amended)

Regulation:	23(a)(i)(iii)(b)(i)	Fitness of materials and workmanship
Comment:		The product is acceptable. See section 11 and the <i>Installation</i> part of this Certificate.
Regulation:	28(b)	Resistance to moisture and weather
Comment:		The product will contribute to a wall satisfying this Regulation. See section 6.1 of this Certificate.
Regulation:	29	Condensation
Comment:		The product will contribute to a wall satisfying this Regulation. See section 7.1 of this Certificate.

Construction (Design and Management) Regulations 2015

Construction (Design and Management) Regulations (Northern Ireland) 2007

Information in this Certificate may assist the client, Principal Designer/CDM co-ordinator, designer and contractors to address their obligations under these Regulations.

See section: 1 *Description* (1.2) of this Certificate.

Additional Information

NHBC Standards 2014

NHBC accepts the use of TYVEK UV Facade, provided it is installed, used and maintained in accordance with this Certificate, in relation to *NHBC Standards*, Chapters 6.2 *External timber framed walls* and 6.9 *Curtain walling and cladding*.

CE marking

The Certificate holder has taken the responsibility of CE marking the product in accordance with harmonised European Standard EN 13859-2 : 2014. An asterisk (*) appearing in this Certificate indicates that data shown are given in the manufacturer's Declaration of Performance.

1 Description

1.1 TYVEK UV Facade is a non-woven, polyolefin breather membrane with enhanced UV resistance, backed and reinforced with a black, UV stabilised polypropylene non-woven.

1.2 The product has the nominal characteristics of:

Thickness (mm)	0.6
Mass per unit area* ($\text{g}\cdot\text{m}^{-2}$)	195
Roll length (m)	50
Roll width (m)	1.5, 2.8 or 3.0
Hydrostatic head (m of H_2O)	>3.0
Water vapour transmission — S_d^* (m)	0.035
Watertightness	
unaged	Class W1*
aged ⁽¹⁾	Class W1*
Tensile strength* ($\text{N}\cdot 50\text{ mm}^{-1}$)	
longitudinal	410
transverse	340
Elongation at maximum tensile force* (%)	
longitudinal	14
transverse	19
Nail tear* (N)	
longitudinal	300
transverse	340
Reaction to fire*	Class E
Resistance to penetration of air* ($\text{m}^3\cdot\text{m}^{-2}\cdot\text{h}^{-1}\cdot 50\text{ Pa}$)	<0.1
Colour	black outer facing, white inner facing

(1) Aged in accordance with EN 13859-2 : 2014.

1.3 Air and Vapour Control Layers (AVCLs) can be used in conjunction with the product. See Product Sheets 4 and 5.

1.4 Ancillary items for use with the product include:

- TYVEK UV Facade Tape — a single-sided tape for sealing joints, repairs and sealing around penetrations
- TYVEK Acrylic Tape — a double-sided tape for sealing joints.

2 Manufacture

2.1 The membrane is manufactured by spinning strands of high-density polyethylene and bonding them with heat and pressure to form a flexible sheet. A polypropylene non-woven is laminated to the upper face.

2.2 As part of the assessment and ongoing surveillance of product quality, the BBA has:

- agreed with the manufacturer the quality control procedures and product testing to be undertaken
- assessed and agreed the quality control operated over batches of incoming materials
- monitored the production process and verified that it is in accordance with the documented process
- evaluated the process for management of nonconformities
- checked that equipment has been properly tested and calibrated
- undertaken to carry out the above measures on a regular basis through a surveillance process, to verify that the specifications and quality control operated by the manufacturer are being maintained.

2.3 The management systems of DuPont de Nemours (Luxembourg) S.à r.l. have been assessed and registered as meeting the requirements of BS EN ISO 9001 : 2008 by DQS GmbH (Certificate 463950 QM08).

3 Delivery and site handling

3.1 The membrane is delivered to site in rolls with paper wrappings bearing the marketing company's name, the grade identification, the technical specifications, installation instructions and the BBA logo incorporating the number of this Certificate.

3.2 Rolls should be stored on their side, on a smooth, clean surface, under cover and protected from sunlight.

Assessment and Technical Investigations

The following is a summary of the assessment and technical investigations carried out on TYVEK UV Facade.

Design Considerations

4 General

4.1 TYVEK UV Facade is satisfactory for use as:

- a breather membrane in walls of timber-frame constructions, either factory- or site-applied
- a weather-resistant layer behind rain-screen cladding, including cladding with open joints of up to 30 mm, without affecting the durability of the membrane.

4.2 In the absence of other guidance, suitable timber-frame constructions are defined as those designed and built in accordance with *NHBC Standards*, Chapter 6.2, and rain screen specifications are defined as those designed and built in accordance with *NHBC Standards*, Chapter 6.9.

4.3 The product meets the NHBC requirements for minimum water penetration resistance and minimum tear resistance in any direction for sites defined as 'very severe' exposure.

4.4 The membrane may be damaged by high winds, careless handling or by vandalism and should not be left exposed for longer than is absolutely necessary. Any damaged areas must be repaired or replaced before completion, in accordance with section 14.

5 Practicability of installation

The product can be readily installed by operatives experienced with this type of product.

6 Weathertightness



6.1 The product resists liquid water penetration and wind-blown snow, and will protect the sheathing and frame from external moisture.

6.2 The period prior to the installation of the brickwork or cladding should be kept to a minimum and not exceed the Certificate holder's recommended maximum for the specified use.

7 Risk of condensation



7.1 The product has a design resistance to water vapour transmission of less than $0.25 \text{ MN}\cdot\text{s}\cdot\text{g}^{-1}$ and is defined as a low resistance membrane (LR) in accordance with BS 5250 : 2011. It will therefore contribute towards minimising the risk of interstitial condensation in walls designed and constructed in accordance with BS 5250 : 2011, Annex G, Section G4.

7.2 The risk of condensation occurring within the wall of a timber-frame building will depend upon the properties and vapour resistance of other materials used in the construction, the internal and external conditions and the effectiveness of the internal vapour control layer.

7.3 Convective water transfer into the wall construction can be reduced by installing a vapour control layer/air barrier such as the DuPont AirGuard AVCLs behind the internal lining (see Product Sheets 4 and 5).

8 Strength

8.1 The product will resist the normal loads associated with construction and installation into a timber-frame building.

8.2 The product is not adversely affected by water and will retain its properties when wet.

9 Properties in relation to fire

9.1 The product will melt and shrink away from heat, but will burn in the presence of a naked flame. The product is classified in accordance with EN 13501-1 : 2007 as a Class E* material.

9.2 When installed in a wall cavity, the product is used in conjunction with cavity barriers to satisfy the requirements of the national Building Regulations.

10 Maintenance

As the product is confined within a wall construction and has suitable durability (see section 11), maintenance is not required.

11 Durability



The product will be virtually unaffected by the normal conditions found in a timber-frame wall and will have a life comparable with other similar elements of construction, eg vapour control layers.

12 General

TYVEK UV Facade must be installed in accordance with the Certificate holder's instructions and the recommendations given in *NHBC Standards*, Chapters 6.2 and 6.9, where appropriate.

13 Procedure

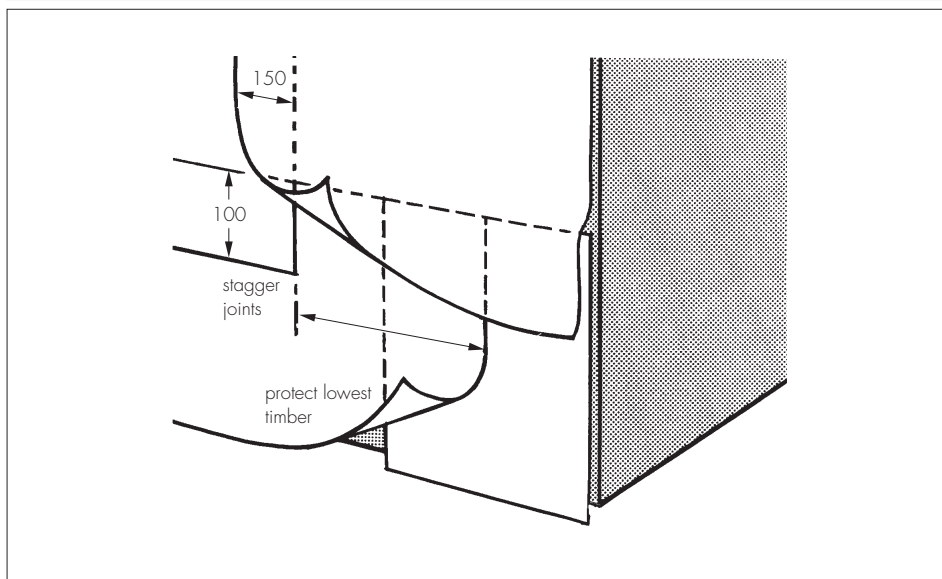
Lapping and jointing

13.1 The membrane should be fixed in such a way as to shed water away from the sheathing, and below the lowest timber. Upper layers should be lapped over lower layers.

13.2 Laps should be at least 100 mm and vertical laps 150 mm. Vertical laps should be staggered wherever possible (see Figure 1).

13.3 To assist in achieving the design air permeability, the lap joints and penetrations through the underlay can be sealed with TYVEK UV Facade Tape or TYVEK Acrylic Tape (double-sided).

Figure 1 Laps (dimensions in mm)



Fixing

13.4 The membrane must be secured at regular intervals with nails and staples to prevent damage by wind (see Figures 2, 3 and 4).

Figure 2 Factory method of installation on timber-frame panel

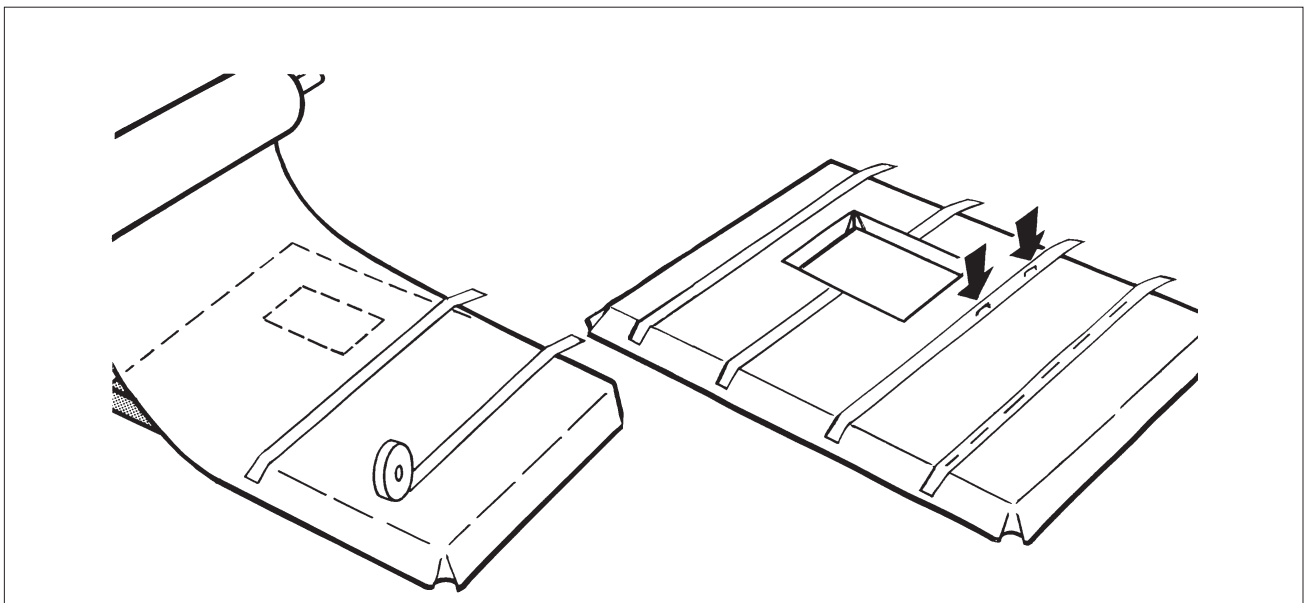


Figure 3 Site installation — external corner

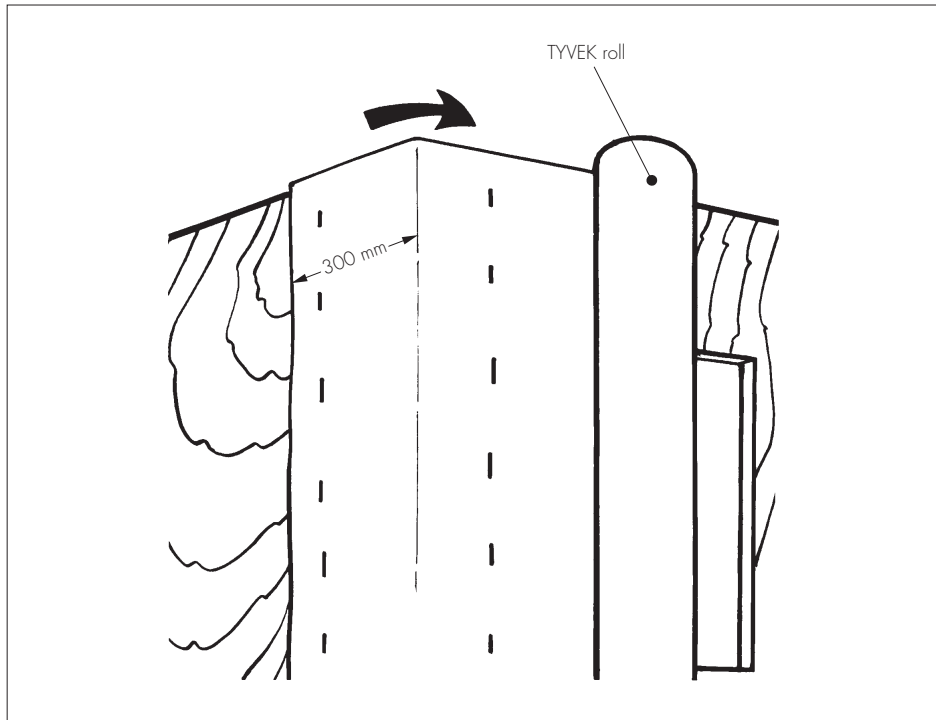
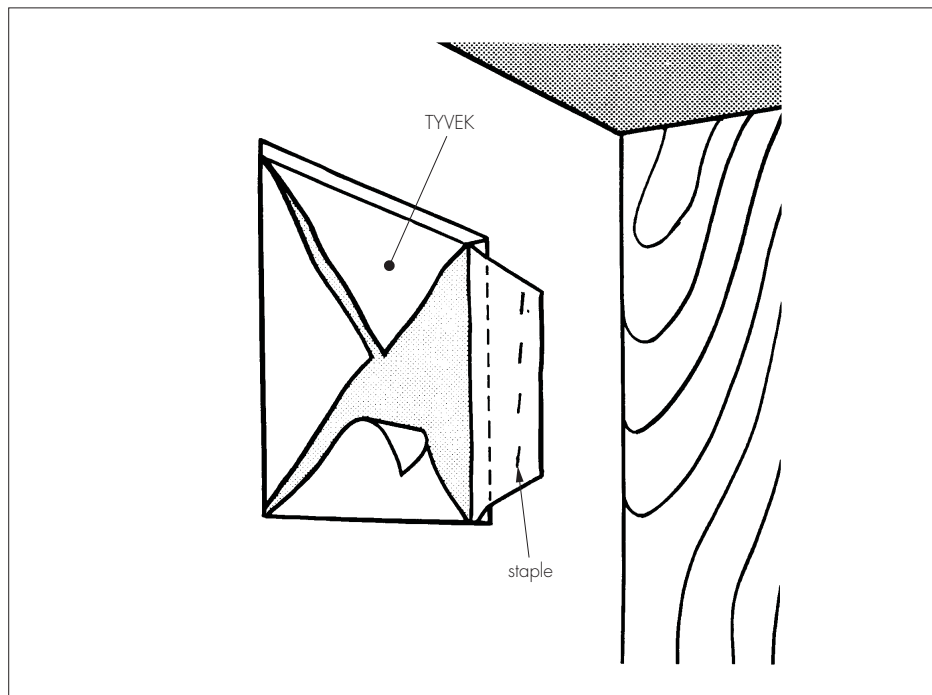


Figure 4 Site installation — opening



13.5 Nails should be of galvanized or sherardized mild steel, austenitic stainless steel, phosphor bronze or silicon bronze. Staples should be of austenitic stainless steel.

Marking stud positions

13.6 It is essential that the positions of studs are marked to enable wall tie fixing or the rainscreen cladding support system installation.

Lowest timbers

13.7 It is essential that the lowest timbers in the wall are protected by the breather membrane.

Rainscreen cladding

13.8 The membrane can be used in rainscreen cladding with open joints of up to 30 mm and a minimum plank width/joint width ratio of 2:1.

13.9 There must be ventilation behind the rainscreen cladding over the surface of the membrane.

14 Repair

Damage to the membrane can be repaired prior to the installation of the external walls or cladding by laying another sheet over the damaged area and sealing it using TYVEK UV Facade Tape, ensuring that water is shed away from the sheathing.

Technical Investigations

15 Tests

An assessment of test data was made in relation to:

- mass per unit area
- water resistance
- water vapour transmission
- tensile properties
- tear resistance (nail)
- dimension stability
- low temperature flexibility
- resistance to penetration of air
- ageing in accordance with EN 13859-2 : 2004
- long term UV and heat ageing
- reaction to fire.

16 Investigations

16.1 An assessment was made of test data relating to reaction to fire.

16.2 An assessment of practicability of installation was made using site visits for TYVEK membranes installed using the same techniques.

16.3 The manufacturing process was evaluated, including the methods adopted for quality control, and details were obtained of the quality and composition of the materials used.

Bibliography

BS 5250 : 2011 *Code of practice for control of condensation in buildings*

BS EN ISO 9001 : 2008 *Quality management systems — Requirements*

EN 13501-1 : 2007 + A1 : 2009 *Fire classification of construction products and building elements — Classification using test data from reaction to fire tests*

EN 13859-2 : 2004 *Flexible sheets for waterproofing — Definitions and characteristics of underlays — Underlays for walls*

EN 13859-2 : 2014 *Flexible sheets for waterproofing — Definitions and characteristics of underlays — Underlays for walls*

17 Conditions

17.1 This Certificate:

- relates only to the product/system that is named and described on the front page
- is issued only to the company, firm, organisation or person named on the front page — no other company, firm, organisation or person may hold or claim that this Certificate has been issued to them
- is valid only within the UK
- has to be read, considered and used as a whole document — it may be misleading and will be incomplete to be selective
- is copyright of the BBA
- is subject to English Law.

17.2 Publications, documents, specifications, legislation, regulations, standards and the like referenced in this Certificate are those that were current and/or deemed relevant by the BBA at the date of issue or reissue of this Certificate.

17.3 This Certificate will remain valid for an unlimited period provided that the product/system and its manufacture and/or fabrication, including all related and relevant parts and processes thereof:

- are maintained at or above the levels which have been assessed and found to be satisfactory by the BBA
- continue to be checked as and when deemed appropriate by the BBA under arrangements that it will determine
- are reviewed by the BBA as and when it considers appropriate.

17.4 The BBA has used due skill, care and diligence in preparing this Certificate, but no warranty is provided.

17.5 In issuing this Certificate, the BBA is not responsible and is excluded from any liability to any company, firm, organisation or person, for any matters arising directly or indirectly from:

- the presence or absence of any patent, intellectual property or similar rights subsisting in the product/system or any other product/system
- the right of the Certificate holder to manufacture, supply, install, maintain or market the product/system
- actual installations of the product/system, including their nature, design, methods, performance, workmanship and maintenance
- any works and constructions in which the product/system is installed, including their nature, design, methods, performance, workmanship and maintenance
- any loss or damage, including personal injury, howsoever caused by the product/system, including its manufacture, supply, installation, use, maintenance and removal
- any claims by the manufacturer relating to CE marking.

17.6 Any information relating to the manufacture, supply, installation, use, maintenance and removal of this product/system which is contained or referred to in this Certificate is the minimum required to be met when the product/system is manufactured, supplied, installed, used, maintained and removed. It does not purport in any way to restate the requirements of the Health and Safety at Work etc. Act 1974, or of any other statutory, common law or other duty which may exist at the date of issue or reissue of this Certificate; nor is conformity with such information to be taken as satisfying the requirements of the 1974 Act or of any statutory, common law or other duty of care.