

# AQUARELLE WALL BORDERS



Lines - Red



## Soft




White


 25906 034




Super White

 3943 059

## Oak




White

 25906 037




Black

 25906 060


## Quadros




Grey

 25906 127

## Leaf




Grey

 25906 125\*




Beige

 25906 126

## Lines




Grey

 25906 128




Turquoise

 25906 129



Red

 25906 130

TECHNICAL DATA	STANDARDS	Aquarelle Wall Borders
Classification		
Type of wall covering	EN 15102	Heterogeneous compact wallcovering
Classification	EN 233	Pass
Characteristics		
Total thickness	ISO 24346 (EN 428)	0.92mm
Wear layer thickness	ISO 24340 (EN 429)	0.12mm
Total weight	ISO 23997 (EN 430)	1 500g/m <sup>2</sup>
Technical performances		
Dimensional stability	ISO 23999 (EN 434)	Lengthwise: ≤ 0.80% Widthwise: ≤ 0.40%
Reaction to fire	EN 13501-1	C-s2 d0 on gypsum plasterboard and on A1 or A2 substrate
Seam strength	EN 684	≥ 150 N/50mm
Chemical resistance	ISO 26987 (EN 423)	Very good resistance
Hygiene	—	Does not contribute to infection spreading

The above information is subject to modifications for the benefit of further improvement (07/2015).

# AQUARELLE WALL BORDERS

## Main Product Features

- Matching borders with Aquarelle Wall ranges to upgrade your installation
- Waterproof installation, ideal for wet domestic applications
- Unique wetroom concept: matching floors, walls, and accessories available

## Surface Treatment



## Sustainability Tag



(1) For all products produced in 2015

## Logistics Information




Available in rolls  
Rolls length: approx. 35lm

Laying direction: horizontal installation recommended

## General Information



## Oak



Grey

25906 131\*

\* Not matching leaf grey wall.



Play with the Room Designer